

FCR XG-1

FUJI COMPUTED RADIOGRAPHY

The high-performance CR that's easy to use

 Image
Intelligence™



FCR

Simple & Compact: A winning combination makes the XG-1 the CR system of choice

Fujifilm's FCR XG-1 Computed Radiography system greatly simplifies digital X-ray imaging. This extremely compact device reads and processes digital X-ray image information that's been recorded on an imaging plate (IP) using a cassette-type X-ray stand. Simple by adding the XG-1 to your existing equipment, your radiography room can provide all the benefits of a highly advanced digital system, without having to replace all of your equipment. Portability and connectivity features ensure unprecedented versatility, since you can move the imager outside the radiology department, establish a remote imaging network, then quickly and easily print out hard copies on film using an image recorder. FCR XG-1: the digital X-ray imaging system that's easy-to-use and goes anywhere.

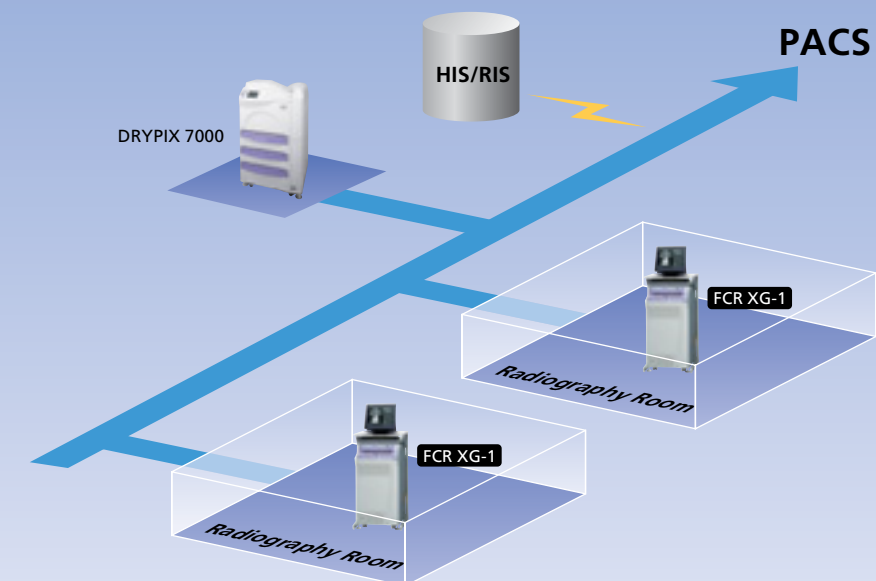
Main Features

- Advanced digital-image processing produces easy-to-read, high-diagnostic-value radiographs.
- The XG-1 works with most existing equipment, ensuring that you reap the benefits of digital without having to replace your radiography room equipment.
- Can use the XG-1 in a multitude of environments and situations.
- Wide dynamic range captures rich diagnostic information; automatic sensitivity-adjustment function minimizes variations in X-ray exposure, ensuring more consistent image quality.
- In multiple-unit configuration, CR Console will mutually share the patient's database throughout the network allowing easy access to the patient datasets from anywhere.
- Compact single-cassette reader with automatic feed/load streamlines workflow, improving cost performance with processing potential of 62 IP/hr (14" x 14").



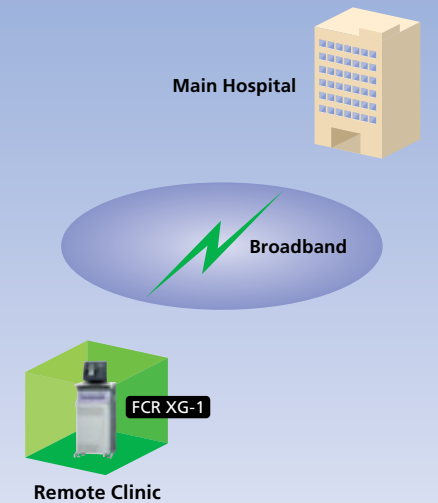
FCR XG-1 Applications

Basic Configuration



Simple and compact, the XG-1 can accommodate single as well as multiple radiography rooms. The system's built-in ease-of-use allows establishing an imaging network, then quickly and easily printing out hard copies on film using an image recorder, or viewing the images on a PACS, even in remote departments.

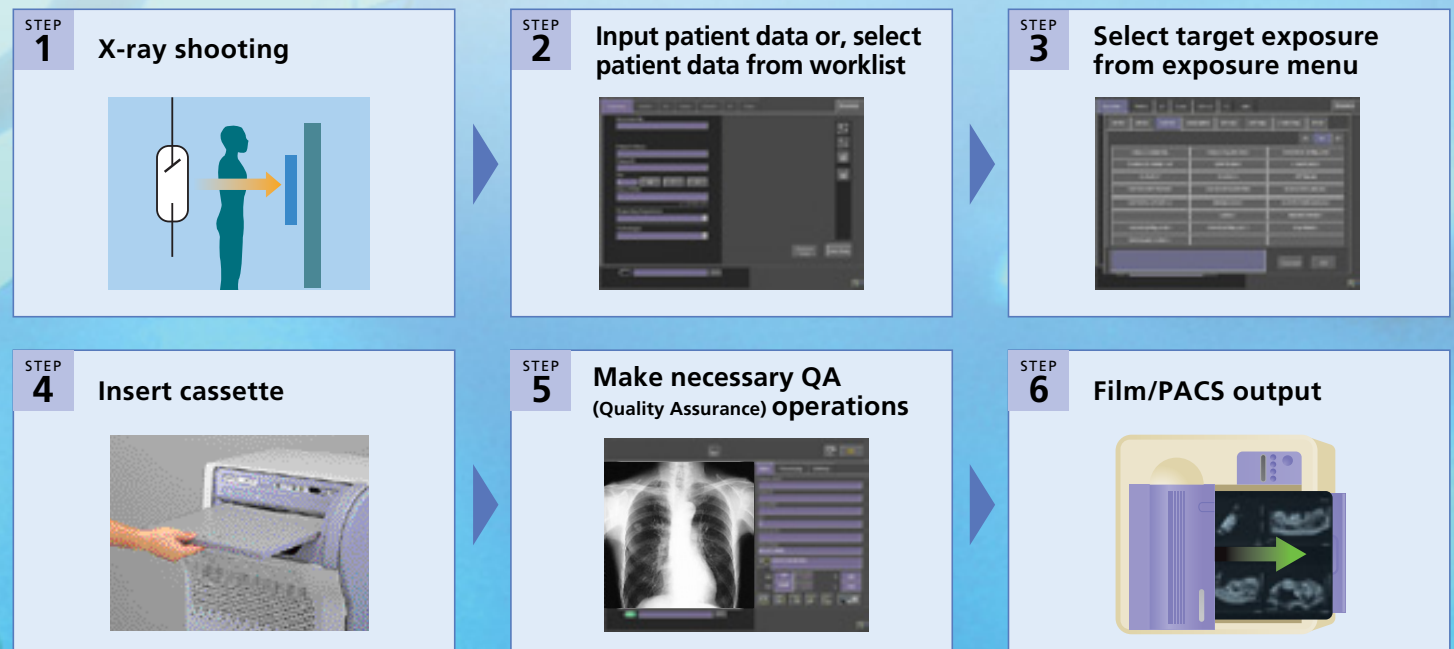
Remote Configuration



Access XG-1 data-input at remote clinics, while easily maintaining the central facility's data with up-to-date, error-free accuracy.

Simple Operation

All operations, from recording all operations, including patient ID entry to post-processing of the image, are intuitive and easy to perform.



FUJIFILM FCR XG-1 SPECIFICATIONS

Standard Components (some items are sold separately)

- Image Reader Unit (Model: CR-IR 346RU)
- CR Console (Plus or Lite is optional)
- Display Monitor (standard or high-resolution is optional)

Other System Components

- CR Console Plus / Lite (additional units)
- Printer: DRYPIX 1000/3000/4000/7000

Options for Image Reader Unit

- Stand with cassette holder
- Floor-fix kit for earthquake precautions
- Software options for CR Console are available in leaflet # XB-463.

Supplies

- IP Cassette:
 - IP Cassette Type C BW (with barcode window)
 - 14" x 17" (35.4 x 43.2cm), 14" x 14" (35.4 x 35.4cm),
 - 10" x 12" (25.7 x 30.5cm), 8" x 10" (20.3 x 25.4cm),
 - 24 x 30cm, 18 x 24cm
 - Longview Cassette (to be used with special software)
 - 35.4 x 101.7cm, 35.4 x 124.5cm, 25.2 x 58.0cm,
 - Type PII for Linac/Oncology
 - 14" x 17" (35.4 x 43.2cm), 14" x 14" (35.4 x 35.4cm), 10" x 12" (25.7 x 30.5cm)
 - Image Plate (IP) ST-VI (standard type):
 - 14" x 17" (35.4 x 43.2cm), 14" x 14" (35.4 x 35.4cm),
 - 10" x 12" (25.7 x 30.5cm), 8" x 10" (20.3 x 25.4cm),
 - 24 x 30cm, 18 x 24cm

Time Required for IP Feeding/Loading (using ST-VI IP)

- IP auto feed/load mechanism cycle time

14" x 17" (35.4 x 43.2cm)	Approx. 64 sec.
14" x 14" (35.4 x 35.4cm)	Approx. 56 sec.
10" x 12" (25.7 x 30.5cm)	Approx. 52 sec.
8" x 10" (20.3 x 25.4cm)	Approx. 42 sec.
24 x 30cm	Approx. 52 sec.
18 x 24cm	Approx. 40 sec.

Processing Capacity (using a ST-VI IP with DryPix 7000: time required for cassette exchange set at 2 sec.)

Size	Cassette exchange 2 sec.	Cassette exchange 0 sec.
14" x 17" (35.4 x 43.2cm)	Approx. 54 IPs/hr.	Approx. 56 IPs/hr.
14" x 14" (35.4 x 35.4cm)	Approx. 62 IPs/hr.	Approx. 64 IPs/hr.
10" x 12" (25.7 x 30.5cm)	Approx. 66 IPs/hr.	Approx. 69 IPs/hr.
8" x 10" (20.3 x 25.4cm)	Approx. 81 IPs/hr.	Approx. 85 IPs/hr.
24 x 30cm	Approx. 66 IPs/hr.	Approx. 69 IPs/hr.
18 x 24cm	Approx. 85 IPs/hr.	Approx. 90 IPs/hr.

Reading Gray Scale

12 bits/pixel

Dimensions (W x D x H)

550 x 515 x 1065mm (21.7" x 20.3" x 41.9")

Weight

155kg (342 lb.)

Power Supply

Single phase 50-60HZ, 120/200-240VAC ±10%, 2.6-1.3A

Environmental Conditions

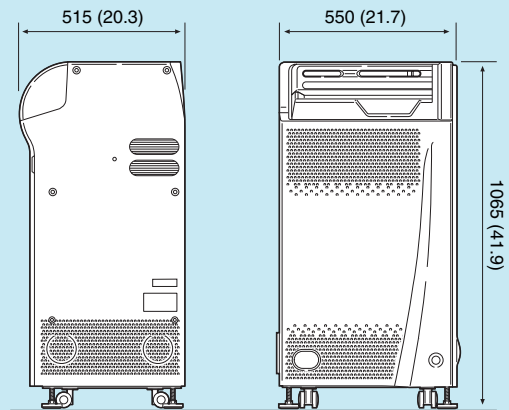
Temperature: 15~30°C

Operative Conditions

Humidity: 40~80%RH (No dew condensation)

Dimensions

unit: mm (in.)



IP Cassettes



Longview Cassette

35.4 x 101.7cm,
35.4 x 124.5cm,
25.2 x 58.0cm,
35.4 x 83.0cm,
24.0 x 57.0cm

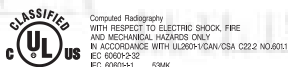


Type PII for Linac/Oncology

14" x 17" (35.4 x 43.2cm),
14" x 14" (35.4 x 35.4cm),
10" x 12" (25.7 x 30.5cm)



"Image Intelligence™" is a set of sophisticated digital image-processing software technologies that are incorporated in the FCR XG-1.



FUJIFILM

FUJI PHOTO FILM CO., LTD.

26-30, NISHIAZABU 2-CHOME, MINATO-KU, TOKYO 106-8620, JAPAN

Specifications and PC requirements are subject to change without notice.
All brand names or trademarks are the property of their respective owners.